

Flashing Amber Lamp Application, Permit and Device Information

The information in the document replaces all previously issued Flashing Amber Lamp Application, permit and Device Information documents. This information is based on the Vehicle Inspection & Standards Policy Directive for Flashing Amber Lamp Permits and subject to change.

The purpose of this document is to provide clear language information on the [flashing amber light permit application](#) procedure, permit conditions, vehicle allowances and types of devices that may be considered by Commercial Vehicle Safety & Enforcement as part of the application.

Persons electing to make application for a flashing amber lamp permit should review this information and ensure that any submitted application is legitimate, that all application requirements are met and all additional information is provided.

Owners of vehicles used primarily for the business of security operations under the Security Services Act, must make application directly to the Security Programs Branch for consideration of vehicle equipment including flashing amber lamps. CVSE will not consider any permit issuance for security vehicles.

The overall intent of supplementary or additional flashing amber lamp devices on a vehicle - outside of existing regulatory allowances - is to identify a **stationary** vehicle that may be a hazard to other road users or pedestrians. More specifically, for vehicles that must be located or parked on highway for legitimate purposes with no viable option of moving the vehicle off-highway. In addition, the PRIMARY, PREDOMINANT or GREATEST AMOUNT OF USE of the vehicle must be clearly defined and indicated on the vehicle for this purpose.

Definitions

In this document and for flashing amber lamp permits,

“360 Degrees Warning Device” means a device that projects a light in a horizontal 360-degree arc. It will appear to project a regularly repeating pattern of flashes to an observer positioned at a fixed location. Its function is to inform other highway users to stop, yield right-of-way, or to indicate the existence of a hazardous condition. (Appendix 1)

“Class 2 Warning Device” means a primary flashing amber warning device for use on authorized maintenance and service vehicles to warn of traffic hazards such as an accident, slow moving service truck, etc. Will display SAE certification of W3-2 or W5-2.

“Class 3 Warning Device” means a primary flashing amber warning device for use on vehicles that are authorized to display flashing warning lamps for identification only. Will display SAE certification of W3-3 or W5-3.

“Directional Flashing Optical Warning Device – Arrow board” means a flashing amber device that produces a repetitive flash of light which is directionally aimed and will project a flashing beam signal over a minimum area from 20 degrees right to 20 degrees left on a horizontal plane and from 10 degrees up to 10 degrees down on a vertical plane. The flashes of light may be a repetitive signal. If a non-repetitive signal is used it shall be a block of repetitive signals that have been characterized. (Appendix 2)

- A flashing light bar or sequential flashing light bar is NOT considered a directional flashing optical warning device or arrow board.

“Official Vehicle” means a vehicle that is displaying flashes of amber light

- (a) in accordance with any limits or conditions set out by the director or delegate of Commercial Vehicle Safety & Enforcement (CVSE);
- (b) while vehicle is stopped or on the side of a highway; and
- (c) while the vehicle’s components are being operated, or a member of the vehicle’s crew is working, on or on the side of the highway.

“Policy of Vehicle Use” means a defined and comprehensive business policy document developed by the applicant that is intended to ensure the safety of those individuals who drive the amber lamp equipped vehicle(s) and to provide guidance regarding the proper use of the amber lamp devices and equipped vehicle(s). Policy of Vehicle Use content may include (but is not limited to):

- (a) how the vehicle equipped with amber flashing lamps will be used;
- (b) safety rules and use of additional safety equipment;
- (a) limitations of both vehicle use and amber lamp equipment activation;
- (b) driver guidelines, authorizations, training & accident reporting; and
- (c) vehicle maintenance & pre-trip safety inspections;

Acceptance of a submitted Policy of Vehicle Use is at the determination of CVSE. The policy content and merit will be considered based on the application and requested amber lamp usage.

“Highway” means (a) every highway within the meaning of the *Transportation Act*, every road, street, lane or right of way designed or intended for or used by the general public for the passage of vehicles, and every private place or passageway to which the public, for the purpose of the parking or servicing of vehicles, has access or is invited, but does not include an industrial road.

Vehicles

Some examples for consideration of a flashing amber permit are vehicles that are primarily used for:

- Inspection or repair of utilities or permanently affixed assets along highways;
- Highway traffic control at designated worksites;
- Highway or land surveying;
- By-law enforcement or animal control;
- On-site seaport, ferry terminal or airport purposes; and

- Armored transportation.

Some examples of vehicles that will NOT be considered for flashing amber device permits are:

- Household goods moving vehicles;
- General delivery vehicles;
- General trades' vehicles;
- Mobile Mechanical vehicles or services vehicles that do not meet the definition of a tow car;
- Commercial vehicles not used on highway worksites or that transit between off highway or industrial work locations; and
- Non-business or private vehicles.

Companies or individuals using vehicles that are identified in the *British Columbia Motor Vehicle Act Regulations Division 4.28 (5)(6), 4.29, 4.30* or *Commercial Transport Act Regulations Division 8.04* such as:

- Highway maintenance equipment being used on a highway during highway maintenance or construction;
- Snow removal equipment;
- Sand spreading equipment;
- Implements of Husbandry;
- Pilot Car; and
- Tow Car ¹as defined in the Motor Vehicle Act.

Will NOT be considered for any permit because regulations already govern the flashing amber lamp allowance and / or usage.

Applications

[Applications](#) for flashing amber lamp permits must clearly indicate the following:

- Applicant contact information and business identifiers;
- Specifically and in detail, what the primary, predominate or greatest amount of vehicle use is; and
- The specific and detailed rationale for the amber flashing lamp equipment.

For Individual applications, please provide:

- The vehicle type, make, model, registration number and vehicle identification number;
- Previous permit information (if applicable);
- The number of drivers that may operate vehicle.

For Fleet/Blanket applications, please provide:

- A vehicle list of vehicles that will be equipped with a Flashing Amber Device;
- The vehicle type, make, model, registration number and vehicle identification number; and
- The number of drivers that may operate the vehicle(s).

¹ "tow car" means a motor vehicle used exclusively for towing or rendering assistance to other motor vehicles or to vehicles suffering from a defect or disability in their means of locomotion.

Additional required documents:

- A defined policy of vehicle use which must include business requirements regarding operation and usage of the requested flashing amber lamps;
- A valid Provincial Vehicle Inspection report (if applicable); and
- Digital photographs of all sides of the vehicle and clearly showing vehicle business or usage identification markings.

Each submitted application will be reviewed by CVSE to determine acceptability.
Incomplete, inaccurate, vague or misleading applications will not be processed.

Permits

- Permits may be Issued by CVSE on application of companies or individuals that have adequately demonstrated the requirement for amber flashing lights on vehicles that are not identified in the *British Columbia Motor Vehicle Act Regulations Division 4.28 (5)(6), 4.29, 4.30 or Commercial Transport Act Regulations Division 8.04.*
- Consideration for permit issuance, permit allowances, permit conditions and amber lamp device type / number / location is determined by CVSE on a case by case basis in accordance with CVSE policy.
- All conditions and / or restrictions as stated on each permit issued must be followed at all times. Non-compliance with conditions or requirements may result in permit cancellation and / or enforcement action.
- When any amber light equipment is activated by a company or individual issued a permit for traffic control purposes, all conditions and requirements outlined in the [British Columbia Ministry of Transportation & Infrastructure Traffic Control Manual for Work on Roadways](#) document in addition to any specific conditions or restrictions applied to the permit.

Appendix 1 - Examples of 360 Degree Multiple Flashing Amber Light Devices



Multiple Strobes



Rotating / Strobe Combination



Multiple LED



Multiple Rotating



Multiple Rotating

Examples of 360 Degree Single Flashing Amber Light Devices



Single Rotating



Single Strobe



Single LED

Traffic Control Vehicles

- Maximum two devices per vehicle with permit
- Must be SAE Class 2 or 3 Warning Device approved – W2-2, W2-3, W5-2, W5-3
- Must be visible from all directions outside vehicle – 360 degrees

Other Vehicles

- Allowances and installation based on vehicle type, design and primary use.
- Must be SAE Class 2 or 3 Warning Device approved – W2-2, W2-3, W5-2, W5-3

Appendix 2 - Directional Flashing Optical Warning Device – Flashing Arrow Board


- Maximum of one unit per vehicle with permit
- Must be SAE Class 2 or 3 Warning Device approved – W2-2, W2-3, W5-2, W5-3
- A flashing light bar or sequential flashing light bar is NOT considered a directional flashing optical warning device or arrow board
- When activated, device must only be visible to one direction of traffic

Flashing arrow board type, location, minimum size, minimum number of panel lamps, legibility distance, maximum speed zone use and device display type must be in compliance with Section 2.2.3.3 - Flashing Arrow Boards – as stated in the [British Columbia Ministry of Transportation & Infrastructure Traffic Control Manual for Work on Roadways](#).

Examples of Directional Flashing Warning Optical Device








Solid Panel



Cut-away Panel

Examples of Directional Flashing Warning Optical Device Displays

Operating Mode	Panel Display (Type C panel illustrated)
I. At least one of the three following modes shall be provided:	(Right arrow shown; left is similar)
Flashing Arrow	
Sequential Arrow	 <p data-bbox="1003 573 1211 600">Move/Merge Right</p>
Sequential Chevron	 <p data-bbox="1003 743 1211 772">Move/Merge Right</p>
II. The following mode shall be provided: Flashing Double Arrow	 <p data-bbox="967 905 1247 936">Move/Merge Right or Left</p>
III. The following mode shall be provided: Flashing Caution	 <p data-bbox="951 1077 1040 1108">Caution</p> <p data-bbox="1089 1020 1114 1041">or</p> <p data-bbox="1170 1077 1260 1108">Caution</p>