








Restricted Plate Program Customer Guide

The Restricted Plate Program provides a licensing option for vehicles designed for off-highway use or light special purpose utility vehicles that do not conform with federal and provincial standards for unlimited on-highway use.¹ Vehicles licensed with a restricted plate under this program are limited in their permitted uses and areas of operation.

Restricted plates can be issued for vehicles under 1,601kg as well as forklifts of any weight.² An operation permit (MV1815) may be required and, where required, is issued by the local police department/detachment. 

Vehicles	Vehicle Uses	Operating Areas	Operation Permit MV1815
	<ul style="list-style-type: none"> Farming Industrial³ Landscaping Maintenance Law enforcement 	<p>Vehicles may be operated with or without a load:</p> <ul style="list-style-type: none"> Across a highway Within a designated area (any distance) Along the traveled portion or shoulder of a highway (limited to within 100 metres of a worksite) Along the untraveled⁴ portion of a highway (any distance) 	<p>Not required for:</p> <ul style="list-style-type: none"> Forklifts Public works operations on highways with a speed limit of 50 km/h or less. Law enforcement Operation on highways within a designated area, university or college campus if operated by or on behalf of the property owner⁵ Golf carts crossing from one part to another part of the same course <p>Required for:</p> <ul style="list-style-type: none"> Operation on or across a highway with a speed limit over 50 km/h (except roads within a designated area or campus that do not bisect the designated area or campus) Operation in and adjacent to designated areas, universities and college campuses if not operating by or on behalf of the owner of the property General transportation on an isolated island if speed limit is over 20 km/h All snowmobiles and snow vehicles, except where a person drives or operates a snowmobile or snow vehicle across a highway in a straight line at right angles to the traveled portion of the highway from a point where the traffic crossing the highway is controlled by a stop sign or a traffic control signal where the highway has a speed limit of 100 km/h or less, or from a point where traffic crossing the highway is controlled by a traffic control signal if the highway has a speed limit of over 100 km/h.
	General transportation	Limited access (isolated) island	
	Transport golfers on a golf course	<ul style="list-style-type: none"> Across a highway bisecting a golf course Within a golf course parking lot 	
	<ul style="list-style-type: none"> Pleasure Recreation Business 	As indicated in the Operation Permit MV1815	

¹ The Restricted Plate Program does not apply to — golf carts or industrial utility vehicles owned or leased by golf course owners and/or operators when the vehicles are used at the golf course. Please see your Autoplan broker for further information.

² Some work utility vehicles weighing more than 1,600 kg may qualify for a restricted plate with approval from ICBC (there is no weight limit on forklifts).

³ Industrial uses include mining, forestry, trade, business, production, manufacturing, road building and construction.

⁴ Untraveled portion of highway is any area adjacent to the roadway/shoulder that is included in the legal definition of highway (e.g., ditch, grassy boulevard and the sidewalk provided the municipality allows operation on a sidewalk). Outside of municipality, highway can include the ditch and adjacent area provided for future roadway expansion, typically up to a fence line — the regional office of the Ministry of Transportation can advise on the legal highway boundary.

⁵ Also not required on highways bisecting or adjacent to these areas if the speed limit is 50km/h or less.

Definitions:

Designated area: private property, parking lot, campground, airport, ferry terminal, golf course, marina.

Worksite: location where a vehicle is being used for the utility purpose for which it was designed. For a sidewalk sweeper or plow, the worksite is the continuous area that is being swept or plowed immediately beneath the vehicle; for all other vehicle types, operation on the traveled portion of a highway is limited to a maximum of 100 continuous meters from the worksite.

Public works: operation of a motor vehicle owned, leased, or rented by the Province, a municipality, a regional district, a transportation authority, a health authority, or a school district, for maintenance, landscaping, or industrial purposes.

Statement of Limitation

This guide is intended to provide a quick reference and is not intended to provide legal or professional advice; you should follow the applicable *Motor Vehicle Act* provisions and regulations even if they contradict the wording and requirements set out in this guide.

